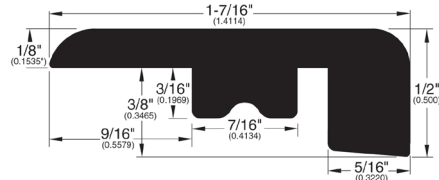
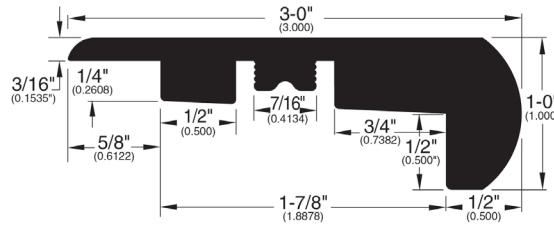


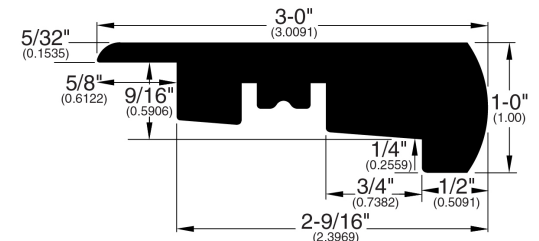
Square Nose (300)
Fits floors 2.5-5.5 MM



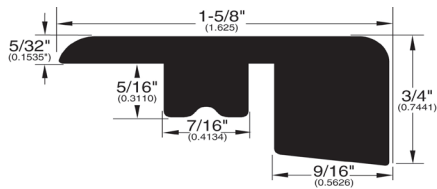
Square Nose (291)
Fits floors 6-10 MM



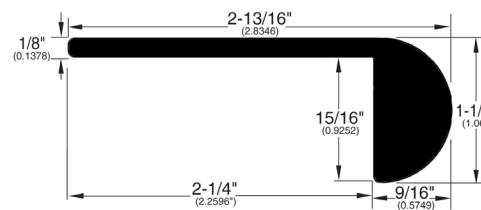
Overlap Stair Nose (283)
Fits floors 6-10 MM



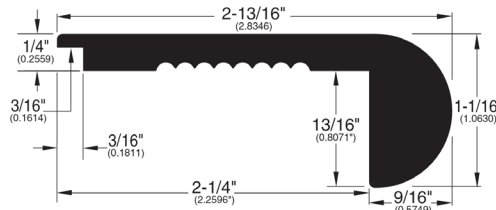
Overlap Stair Nose (292)
Fits floors 10-15 MM



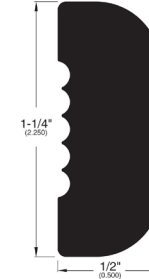
Square Nose (338)
Fits floors 10-15 MM



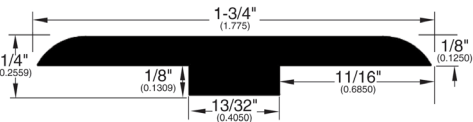
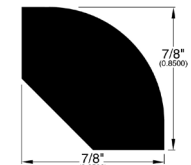
Stair Nose (298)
Fits floors 4-6 MM



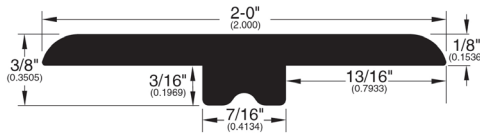
Stair Nose (288)
Fits floors 6-10 MM



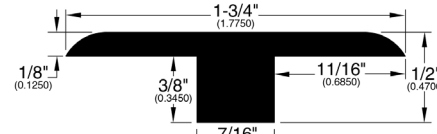
Quarter Round (296)
Fits all floors



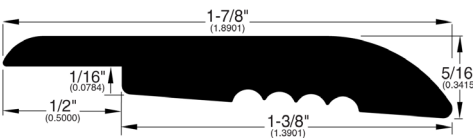
T-Mold (299)
Fits floors 2.5-6 MM



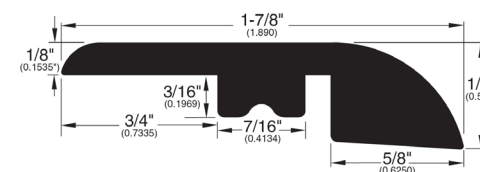
T-Mold (289)
Fits floors 6-10 MM



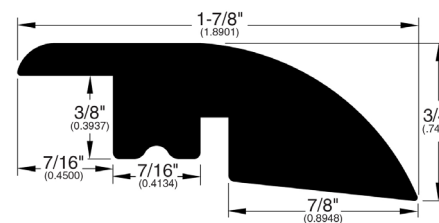
T-Mold (295)
Fits floors 10-15 MM



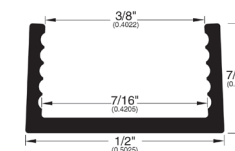
Overlap Reducer (297)
Fits floors 2.5-5.5 MM



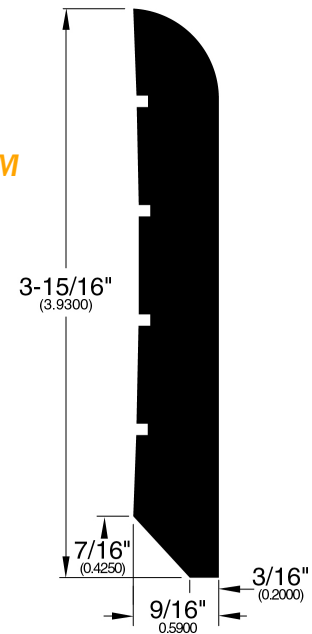
Overlap Reducer (290)
Fits floors 6-10 MM



Overlap Reducer (293)
Fits floors 10-15 MM



Track (286)
Optional track for profiles 283, 289, 290, 291, 292, 293, 295, 338 only



Wall Base (294)
Fits all floors