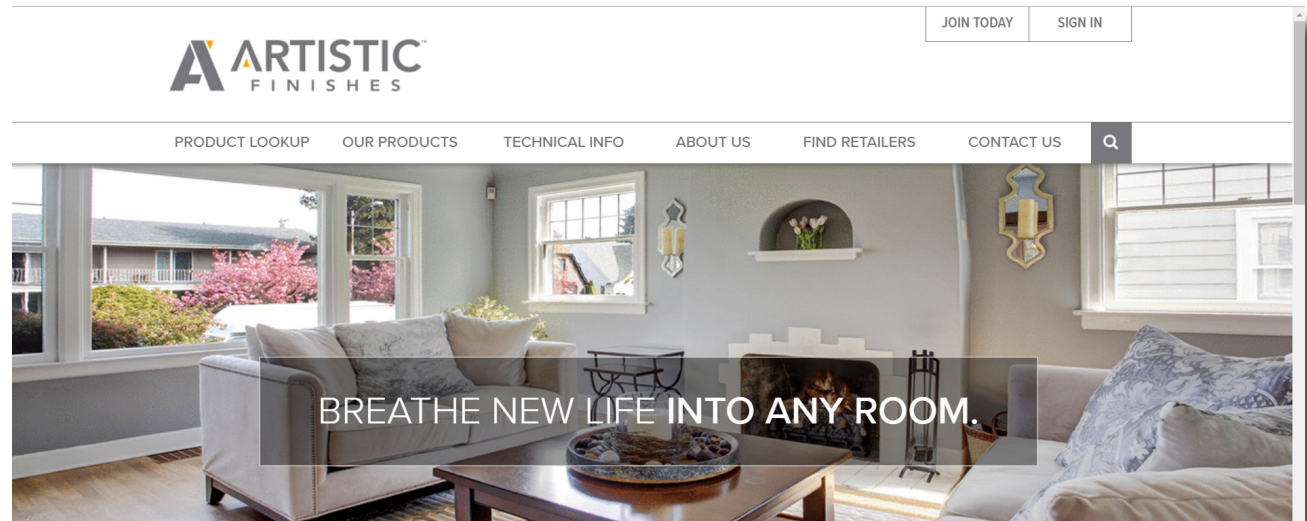


How to Place an Order Online

At www.artisticfinishes.com
select Sign In.



Log into your account with your username and password you entered when creating your account. (*Hint: username is your email*)

If you aren't sure of your account information you can select to have your username and password sent to the email address associated with your account.

If you are still having trouble feel free to contact [Customer Service](#) for assistance.

A screenshot of the Artistic Finishes Sign In page. On the left, there is a sidebar with an orange "Sign In" button, a "Recover Password" link, and a grey box containing contact information: "Need help? We have experts standing by. Give us a call: 1-888-816-5606". The main content area has a "Sign In" heading, followed by the text "Please sign in to ArtisticFinishes.com:". Below this are input fields for "Username:" and "Password:". A checkbox labeled "Keep me signed in on this computer" is checked. An orange "SIGN IN" button is positioned below the password field. At the bottom, a note states: "If you have forgotten your Username or Password please [click here](#) to have your sign in information emailed to you."

Once logged into your account, select **Order Product**. There are 4 ways to place an order.

1. **Part Number Entry** - If you already know the Artistic Finishes' part number(s) you can select this quick entry method to enter the part # and qty.

2. **Keyword Search** - If you aren't sure of all the floor specifics, you can search by the Style, Line, Color, etc. However, this will pull up every Manufacturer's line that has that word so it's often better to use the Manufacturer Selection method to narrow it down.

3. **Manufacturer Selection** - This method is usually the best way to find your product and place your order. Start by choosing the specific Manufacturer of the floor you are blending to. Next, select the color name. If there is only one option for that Manufacturer and color, the website will auto-populate the rest of the information. If there are more options, you will need to continue selecting specific details until all spots are filled in and the **VIEW PRODUCTS** button appears. Select **VIEW PRODUCTS** to see all moldings, treads, risers, and vents available for that floor.

4. **Part Number File Upload** - If you have a large list of items to order, download our **CSV Template**, add the part #'s and qty to it and upload the file to be entered this way in order to save you time.

The screenshot displays the Artistic Finishes website interface. At the top is the company logo. Below it is a navigation bar with links: ORDER PRODUCT, OUR PRODUCTS, TECHNICAL INFO, ABOUT US, and CONTACT US. To the right of the navigation bar are links for Make Payment, My Favorites, My Orders, and My Cart (0). Below the navigation bar, four ordering methods are presented in a grid:

- Part Number Entry**: Includes a link "Click for the Part Number Entry".
- Keyword Search**: Includes a text input field and a "SEARCH" button.
- Part Number File Upload**: Includes a "Choose file..." button, an "UPLOAD" button, and a link "Download our CSV Template".
- Manufacturer Selection**: Includes a dropdown menu "Please Select: Manufacturer" and five additional empty dropdown menus. A note at the bottom states "Please select all the options above to continue."

On the View Products page, your selection information will be displayed at the top of the page. Confirm this is the flooring you are blending to. You will see Color Standard Last Updated and a date. This is the last time we have received a color standard for that specific floor. *If the date is older, you may want to send us samples of the floor to ensure we have the most up-to-date flooring standard to blend to.* You also have the option to export this specific flooring line as a price list. Artistic Finishes reserves the right to use a substitute species when needed. You will see the actual species we use under Specie Produced On in the tab section below.

For certain flooring lines you will notice more than one tab to order from. We offer Solid Wood Accessories as well as Enduracor, our waterproof core moldings ideal for multi-layer floors. *We do not currently offer treads, risers or vents in Enduracor.* Select the tab for the product you prefer to order. You may choose to order Enduracor moldings with wood treads, risers and vents.

Manufacturer:	Mannington LVT Collections
Color:	Athena Corinthian Coast
Collection:	AT240S
Color Number:	09660
Flooring Material:	White Oak

Floor Thickness:	4mm
Style:	LVT Collection
Brand:	Adura
Gloss:	Matte

Color Standard Last Updated: 12/13/2013

[Export this floor line to a price list >](#)

Solid Wood Accessories

Enduracor WPC Veneer

Floor ID:	47548
Specie Produced On:	White Oak
Finish:	Stained

Artistic Finishes does not offer Chatter Marks, Planer Marks or Sawn Marks on manufactured flooring accessories.

Under the Solid Wood Accessories tab, if you are looking for one specific product type, you are able to Jump To another product type instead of scrolling down the page.

A part #, size (length), production time (all product is made to order), and price per piece are shown for each item. Locate the accessories needed and type the desired amount into the QTY box. Once you have selected all needed product, **ADD TO CART**. *You only need to select ADD TO CART once, not after each item qty is entered.*

To find the dimensions/measurements for each specific molding, tread, riser or vent, click on the product name or image. A new web page will display with the product measurements.

To make an item a favorite to easily find later, click the star next to the part #. It will then be saved under My Profile, My Favorites.

Jump to:	MOLDINGS	TREADS & RISERS	VENTS & DAMPERS
----------	----------	-----------------	-----------------

Featured Wood Products

Stair Nose Mini Adj




PART #	UPC #	SIZE	PROFILE	PRODUCTION TIME	PRICE/PC	QTY
★ 4754848058		48"	(058)	6-8 Bus. Days		<input type="text"/>
★ 4754896058		96"	(058)	6-8 Bus. Days		<input type="text"/>

ADD TO CART

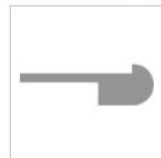
Hardwood Moldings

Quarter Round



PART #	UPC #	SIZE	PROFILE	PRODUCTION TIME	PRICE/PC	QTY
★ 4754896001		96"	(001)	6-8 Bus. Days		<input type="text"/>

Stair Nose LVT



PART #	UPC #	SIZE	PROFILE	PRODUCTION TIME	PRICE/PC	QTY
★ 4754878121		78"	(121)	6-8 Bus. Days		<input type="text"/>

My Cart will show all of the items you have selected. You will see a description of each item below the part #. Ensure the description of each item is correct. Note the Production Time of each product. All items will ship complete unless you select split shipment at checkout, so the longest production time given will apply to the entire order once placed. To change the quantity of an item, click in the QTY box and overwrite the amount. Be sure to select UPDATE QTY to make the change. To remove an item completely, select the X next to QTY.

Scroll down past Suggested Accessories to see your Order Summary. You can now select Continue Shopping to add more items, Save Quote to save these specific items to order later, Empty Cart, or Proceed to Shipping.

My Cart

[Continue Shopping](#) |
 [Save Quote](#) |
 [Empty Cart](#)

PRODUCT	PRODUCTION TIME*	PRICE/PC	QTY
T-Molding WPC (289) – Part # 4172096289 LVT Collection > Athena Corinthian Coast > White Oak > 4mm > Mannington LVT Collections > Adura > AT240S	6 - 8 Days		<input type="text" value="1"/> X
Wall Base WPC (294) – Part # 4172096294 LVT Collection > Athena Corinthian Coast > White Oak > 4mm > Mannington LVT Collections > Adura > AT240S	6 - 8 Days		<input type="text" value="4"/> X
Reducer Olap WPC (297) – Part # 4172096297 LVT Collection > Athena Corinthian Coast > White Oak > 4mm > Mannington LVT Collections > Adura > AT240S	6 - 8 Days		<input type="text" value="1"/> X
VENT SURFACE MT 2.5x12 (501) With EZ Glide Damper – Part # 4754812501 LVT Collection > Athena Corinthian Coast > White Oak > 4mm > Mannington LVT Collections > Adura > AT240S	11 - 13 Days		<input type="text" value="1"/> X
TREAD STANDARD NO RETURN 36 (402) – Part # 4754836402 LVT Collection > Athena Corinthian Coast > White Oak > 4mm > Mannington LVT Collections > Adura > AT240S	11 - 13 Days		<input type="text" value="4"/> X

UPDATE QTY

Order Summary

Items (11): \$463.38
Total: **\$463.38**

PROCEED TO SHIPPING

If you are ready to proceed, the next step is setting up shipping. Under Ship To select an address from the drop down menu of addresses saved in your account, or ADD NEW ADDRESS. *When you add a new address you can select to save that address for future orders and it will appear in your menu dropdown next time you place an order.* You may be asked to Verify Shipping Address.

Next, choose a Shipping Method. You will be given options for small package as well as LTL. However, if the product ordered is too heavy or too big, the shipping method will default to LTL rates only. *If you are local to our St Paul, MN location, you have an option to choose Will-Call/Pick Up.*

PROCEED TO PAYMENT

Checkout

Ship To:

Moldings Online 1234 Street Suite 111 Anchorage, AK 99501 USA

[+ ADD NEW ADDRESS](#)

Shipping Method:

FedEx Rates

	Single
<input checked="" type="radio"/> FedEx Home Delivery (1-5 business days 48 states/5-7 AK/HI)	\$38.78
<input type="radio"/> FedEx 2Day (business days)	\$84.03
<input type="radio"/> FedEx 3 Day (business days)	\$69.36
<input type="radio"/> FedEx Standard Overnight (by 4:00 PM)	\$127.90
<input type="radio"/> FedEx Priority Overnight (by 10:30 AM)	\$139.93

In an effort to better meet our quoted production times, Artistic Finishes reserves the right to ship partially complete orders as parts become available. We will not apply additional shipping charges for extra shipments that may be necessary.

Order Summary

Items (7):	\$237.43
Shipping:	\$38.78
Total:	\$276.21

PROCEED TO PAYMENT



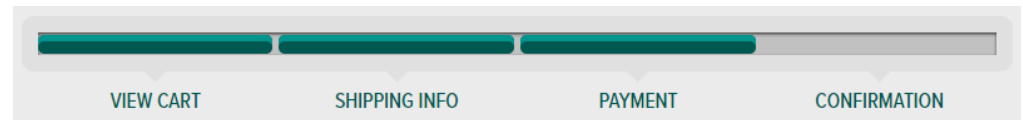
For Payment Method choose either Credit Card, or Purchase Order if you have credit set up with Artistic Finishes. The person placing the order must give their Name and a PO Number to proceed. *Duplicate PO Numbers are not accepted. Each PO Number must be unique to each order.* Please enter your email address as well to receive an email acknowledgment of your order.

Fill out the Billing Information and confirm the Shipping Information is correct. There is a comment box in the Shipping Information section for you to put notes for your records. *Any notes placed here will NOT be seen by Artistic Finishes.*

You must agree to the Terms & Conditions of Sale to process your order.

PROCESS ORDER

Once your order is submitted, you will receive a reference #. Please give this number to Customer Service when referencing that order.



Checkout

Payment Method:

☐ Credit Card ☒ Purchase Order

Purchase Order Information

Please complete all required fields *

Your Name:

PO Number:

☒ I agree to the [Terms & Conditions of Sale](#) (acceptance is required to complete the transaction)

Order Summary

Items (7):	\$237.43
Shipping:	\$38.78
Total:	\$276.21

PROCESS ORDER

Thank you

Thank you for your order!

Your Website Reference # is: 84733662